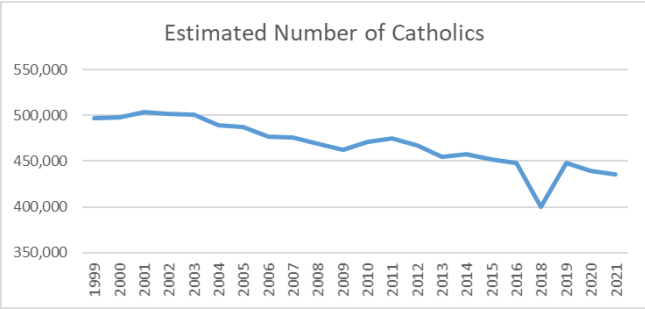
Estimated Number of Catholics
550,000
500,000
450,000
400,000
350,000
1999 2000 2001 2002 2003 2004 2005 2006 2007 2008 2009 2010 2011 2012 2013 2014 2015 2016 2018 2019 2020 2021

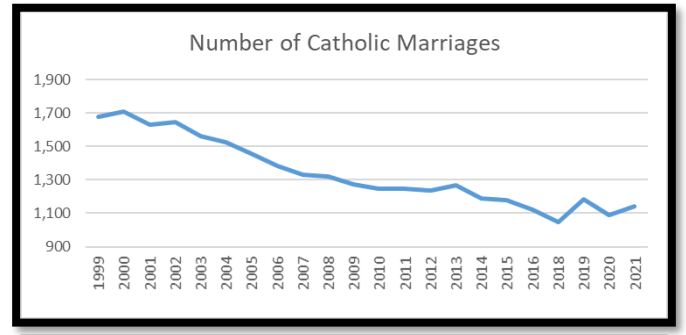
Number of Catholic Marriages
1,900
1,700
1,500
1,300
1,100
900
1999 2000 2001 2002 2003 2004 2005 2006 2007 2008 2009 2010 2011 2012 2013 2014 2015 2016 2018 2019 2020 2021

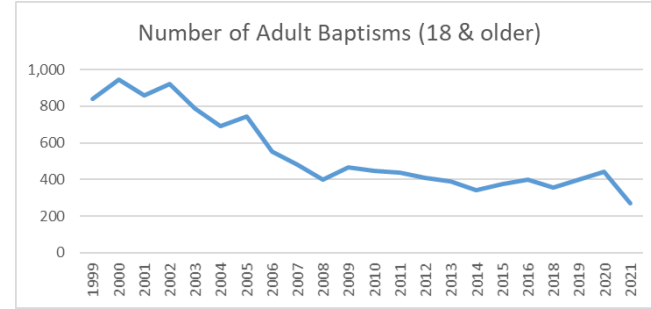
Number of Adult Baptisms (18 & older)
1,000
800
600
400
200
0
1999 2000 2001 2002 2003 2004 2005 2006 2007 2008 2009 2010 2011 2012 2013 2014 2015 2016 2018 2019 2020 2021

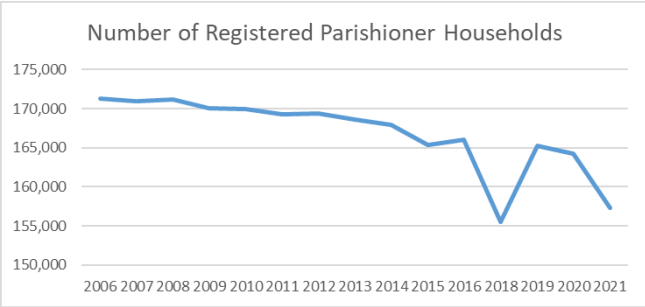
Number of Registered Parishioner Households
175,000
170,000
165,000
160,000
155,000
150,000
2006 2007 2008 2009 2010 2011 2012 2013 2014 2015 2016 2018 2019 2020 2021

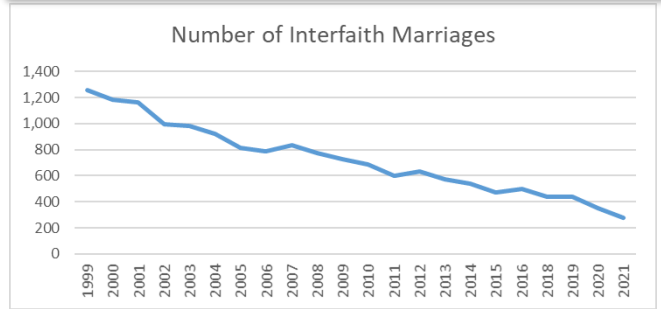
Number of Interfaith Marriages
1,400
1,200
1,000
800
600
400
200
0
1999 2000 2001 2002 2003 2004 2005 2006 2007 2008 2009 2010 2011 2012 2013 2014 2015 2016 2018 2019 2020 2021

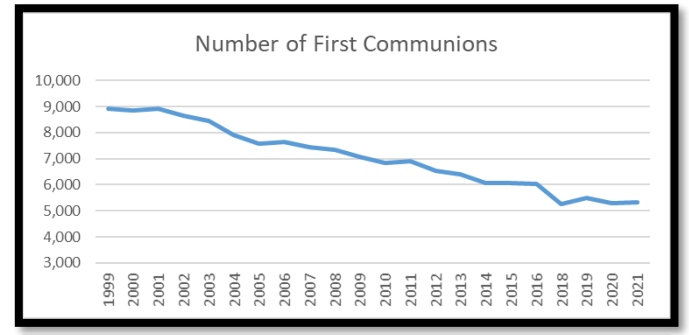
Number of First Communions
10,000
9,000
8,000
7,000
6,000
5,000
4,000
3,000
1999 2000 2001 2002 2003 2004 2005 2006 2007 2008 2009 2010 2011 2012 2013 2014 2015 2016 2018 2019 2020 2021

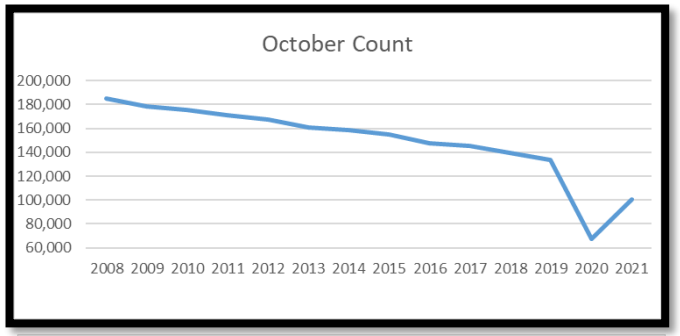
October Count
200,000
180,000
160,000
140,000
120,000
100,000
80,000
60,000
2008 2009 2010 2011 2012 2013 2014 2015 2016 2017 2018 2019 2020 2021

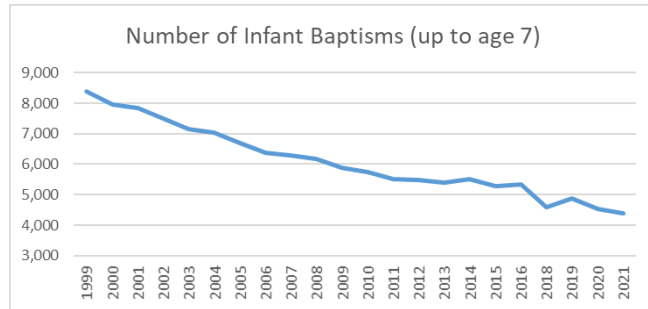
Number of Infant Baptisms (up to age 7)
9,000
8,000
7,000
6,000
5,000
4,000
3,000
1999 2000 2001 2002 2003 2004 2005 2006 2007 2008 2009 2010 2011 2012 2013 2014 2015 2016 2018 2019 2020 2021

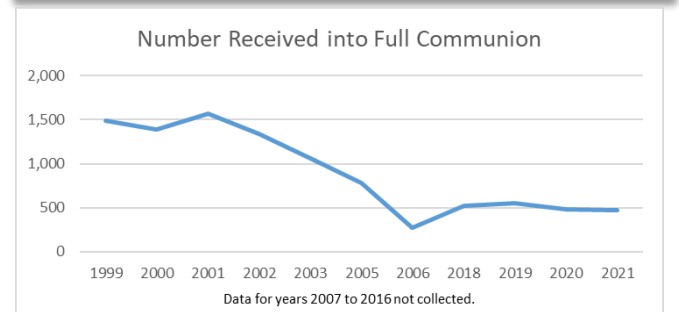
Number Received into Full Communion
2,000
1,500
1,000
500
0
1999 2000 2001 2002 2003 2005 2006 2018 2019 2020 2021
Data for years 2007 to 2016 not collected.

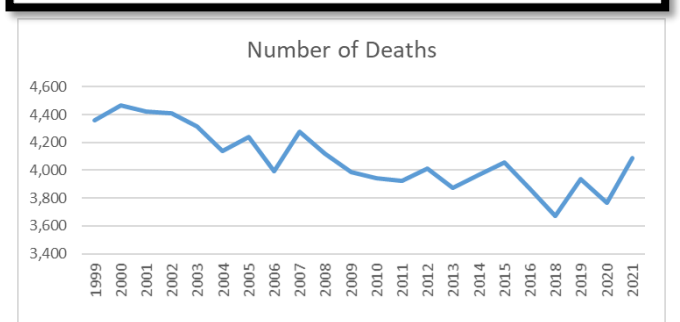
Number of Deaths
4,600
4,400
4,200
4,000
3,800
3,600
3,400
1999 2000 2001 2002 2003 2004 2005 2006 2007 2008 2009 2010 2011 2012 2013 2014 2015 2016 2018 2019 2020 2021

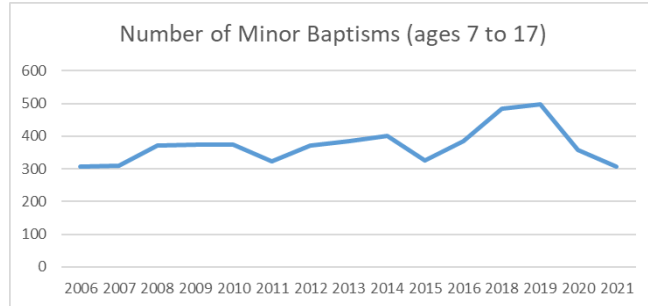
Number of Minor Baptisms (ages 7 to 17)
600
500
400
300
200
100
0
2006 2007 2008 2009 2010 2011 2012 2013 2014 2015 2016 2018 2019 2020 2021

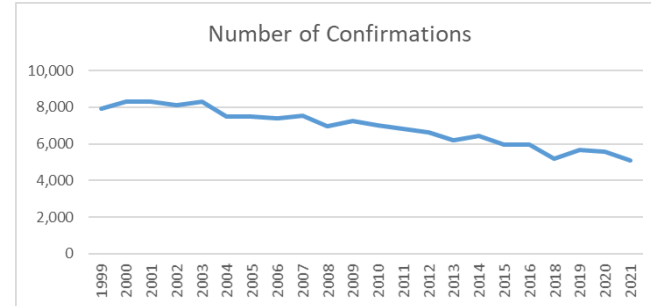
Number of Confirmations
10,000
8,000
6,000
4,000
2,000
0
1999 2000 2001 2002 2003 2004 2005 2006 2007 2008 2009 2010 2011 2012 2013 2014 2015 2016 2018 2019 2020 2021

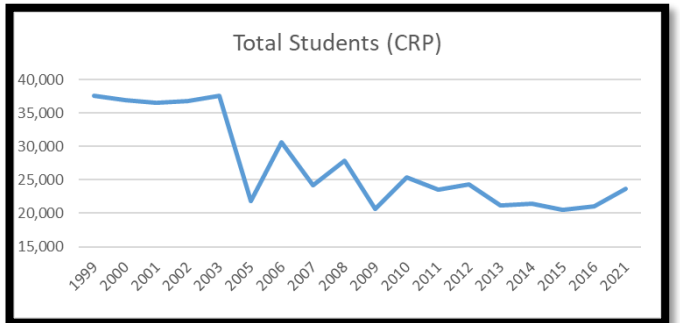
Total Students (CRP)
40,000
35,000
30,000
25,000
20,000
15,000
1999 2000 2001 2002 2003 2005 2006 2007 2008 2009 2010 2011 2012 2013 2014 2015 2016 2021

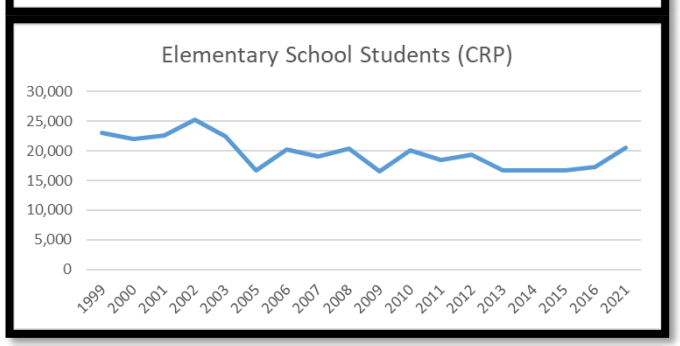
Elementary School Students (CRP)
30,000
25,000
20,000
15,000
10,000
5,000
0
1999 2000 2001 2002 2003 2005 2006 2007 2008 2009 2010 2011 2012 2013 2014 2015 2016 2021

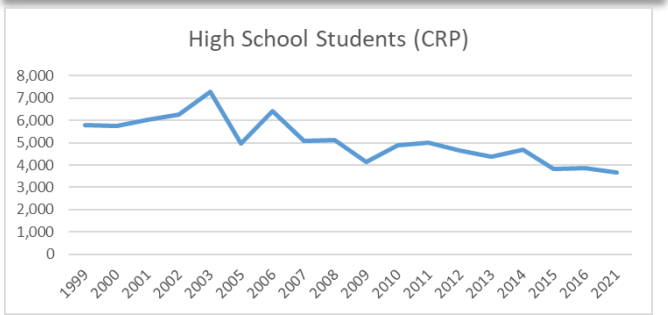
High School Students (CRP)
8,000
7,000
6,000
5,000
4,000
3,000
2,000
1,000
0
1999 2000 2001 2002 2003 2005 2006 2007 2008 2009 2010 2011 2012 2013 2014 2015 2016 2021

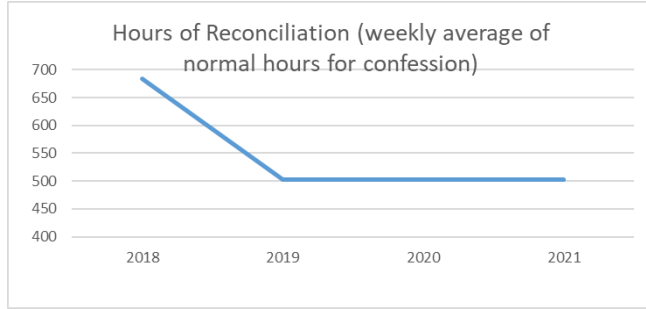
Hours of Reconciliation (weekly average of normal hours for confession)
700
650
600
550
500
450
400
2018 2019 2020 2021

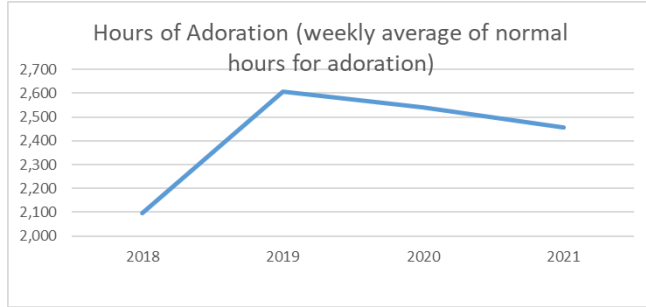
Hours of Adoration (weekly average of normal hours for adoration)
2,700
2,600
2,500
2,400
2,300
2,200
2,100
2,000
2018 2019 2020 2021

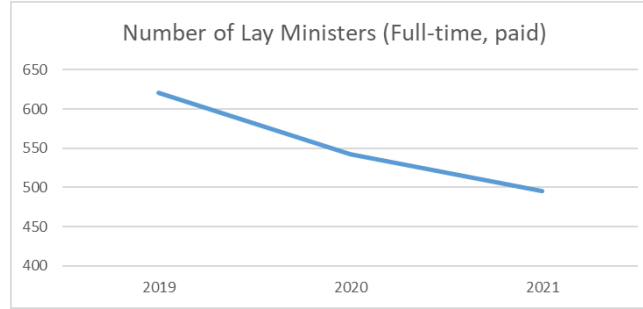
Number of Lay Ministers (Full-time, paid)
650
600
550
500
450
400
2019 2020 2021

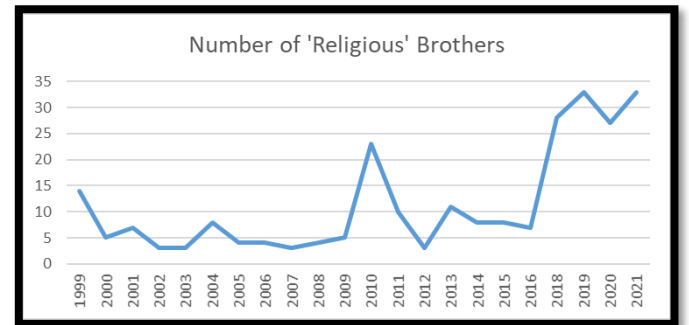
Number of 'Religious' Brothers
35
30
25
20
15
10
5
0
1999 2000 2001 2002 2003 2004 2005 2006 2007 2008 2009 2010 2011 2012 2013 2014 2015 2016 2018 2019 2020 2021

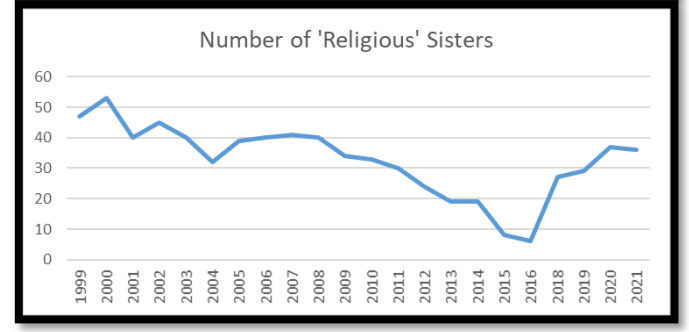
Number of 'Religious' Sisters
60
50
40
30
20
10
0
1999 2000 2001 2002 2003 2004 2005 2006 2007 2008 2009 2010 2011 2012 2013 2014 2015 2016 2018 2019 2020 2021