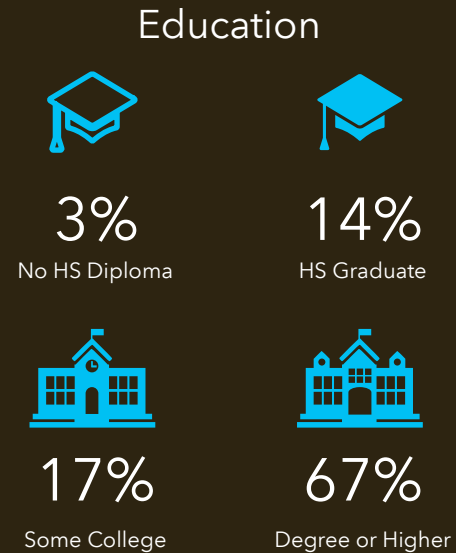
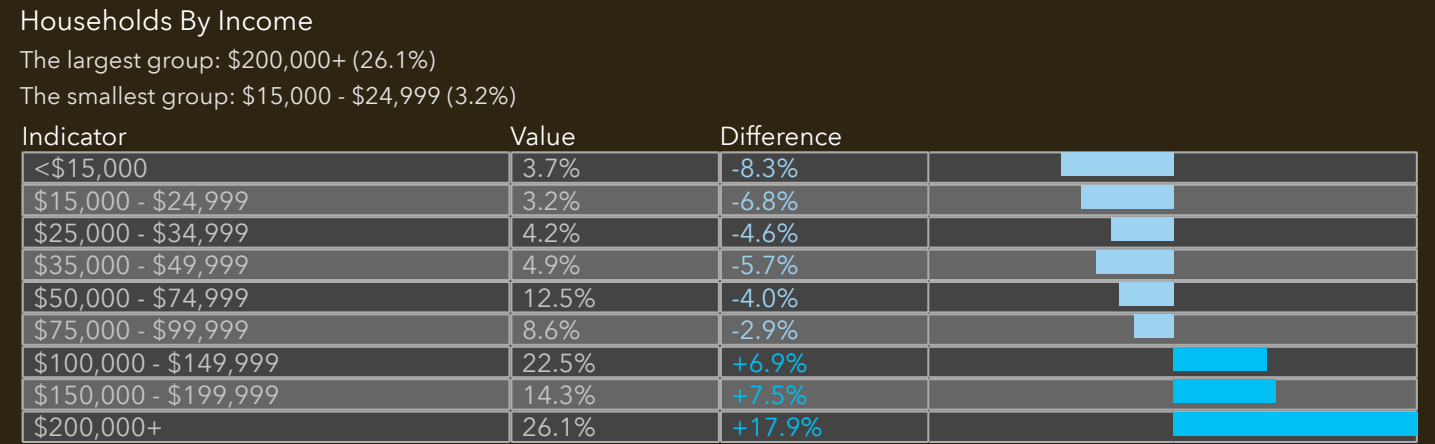
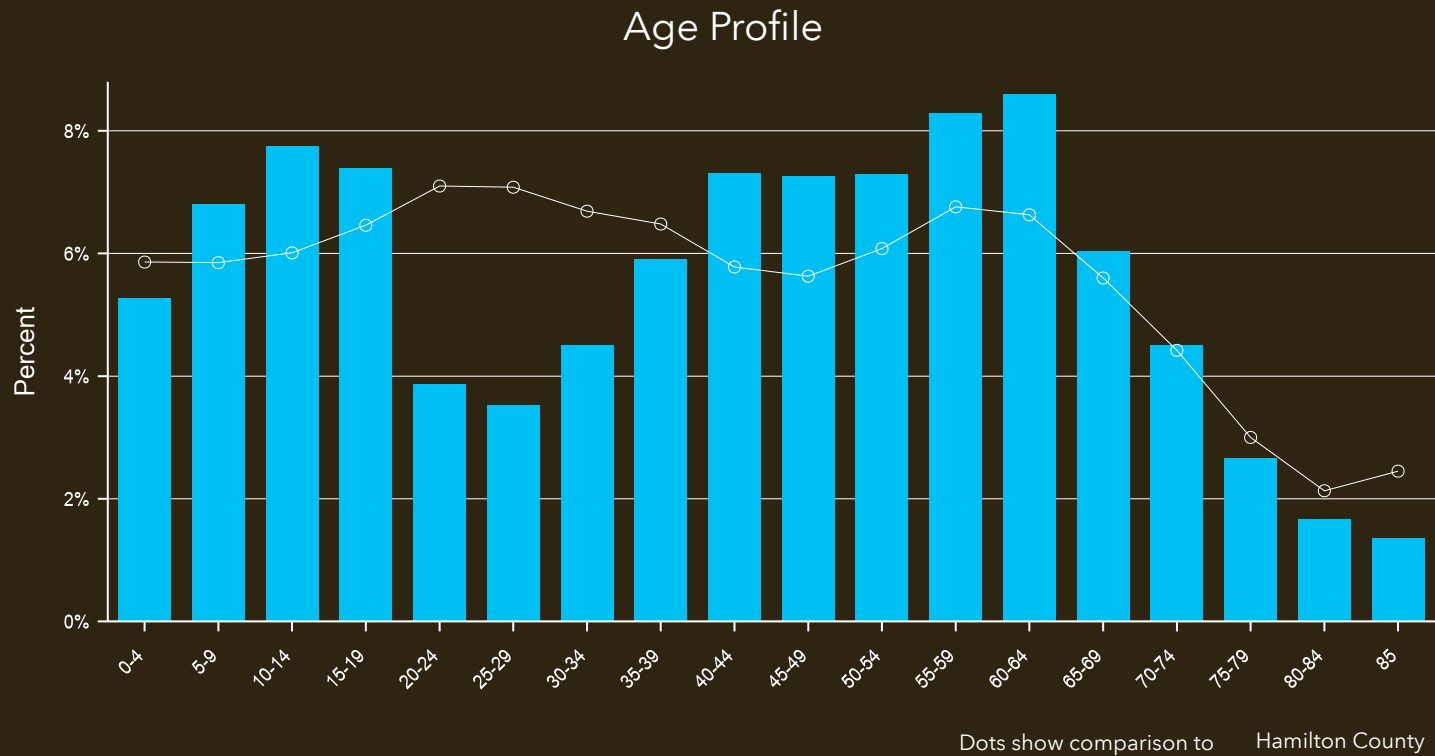
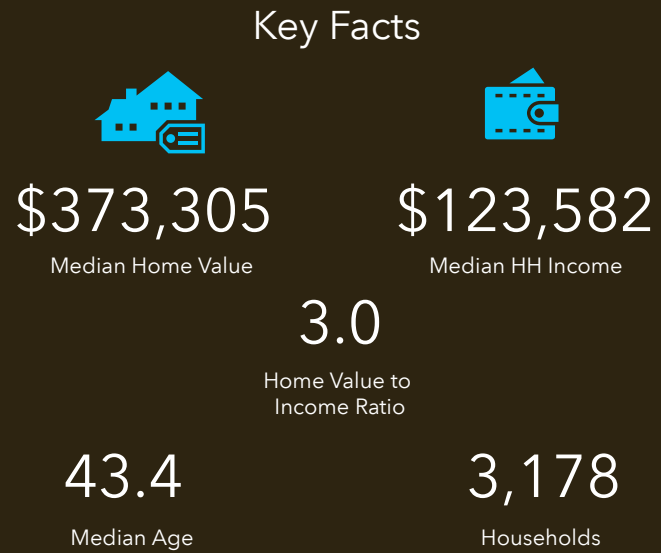


# TAPESTRY SEGMENTATION

The Fabric of America's Neighborhoods

Tapestry LifeMode				
	Households	HHs %	% US HHs	Index
<a href="#">learn more...</a>				
Affluent Estates (L1)	1,970	61.99%	9.9%	625
Upscale Avenues (L2)	0	0.00%	5.7%	0
Uptown Individuals (L3)	0	0.00%	3.8%	0
Family Landscapes (L4)	817	25.71%	7.5%	343
GenXurban (L5)	0	0.00%	11.4%	0
Cozy Country Living (L6)	391	12.30%	12.0%	103
Ethnic Enclaves (L7)	0	0.00%	7.1%	0
Middle Ground (L8)	0	0.00%	10.9%	0
Senior Styles (L9)	0	0.00%	5.8%	0
Rustic Outposts (L10)	0	0.00%	8.2%	0
Midtown Singles (L11)	0	0.00%	6.2%	0
Hometown (L12)	0	0.00%	6.1%	0
Next Wave (L13)	0	0.00%	3.9%	0
Scholars and Patriots (L14)	0	0.00%	1.6%	0



Parish Boundaries: St. John Fisher (Newtown)

