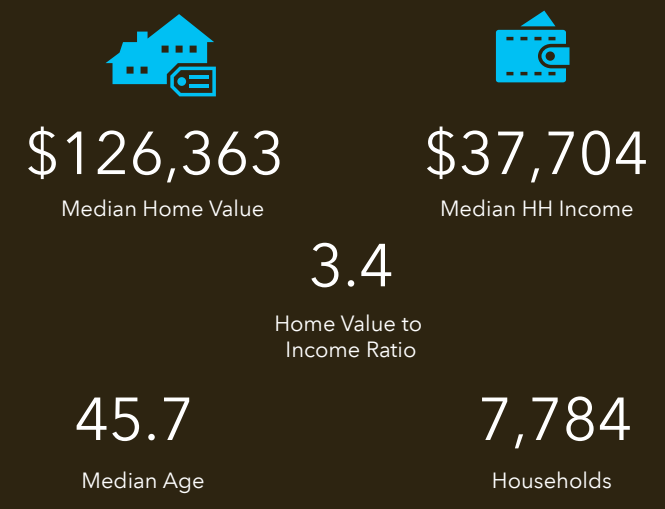




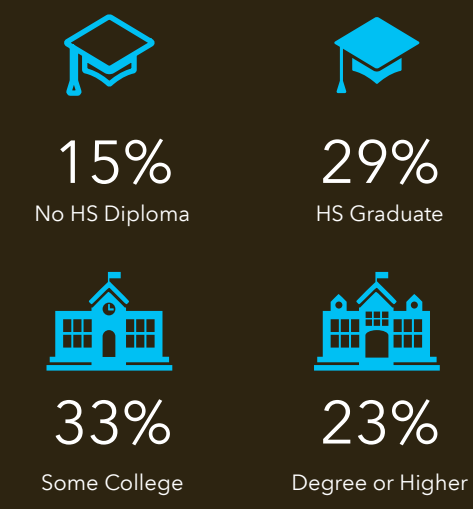
TAPESTRY SEGMENTATION

The Fabric of America's Neighborhoods

Key Facts



Education

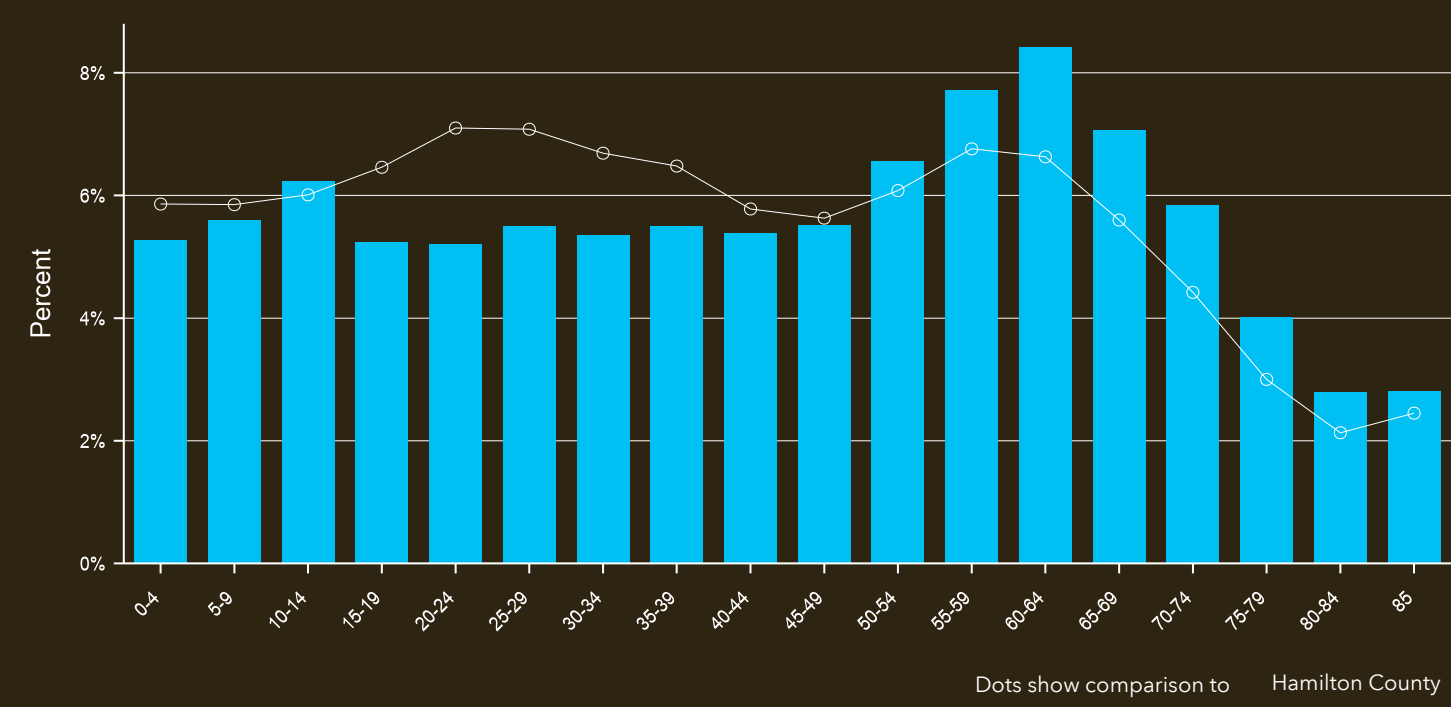


Parish Boundaries: Church of the Resurrection (Cincinnati)



Tapestry LifeMode	Households	HHs %	% US HHs	Index
Affluent Estates (L1)	482	6.19%	9.9%	62
Upscale Avenues (L2)	0	0.00%	5.7%	0
Uptown Individuals (L3)	0	0.00%	3.8%	0
Family Landscapes (L4)	157	2.02%	7.5%	27
GenXurban (L5)	0	0.00%	11.4%	0
Cozy Country Living (L6)	0	0.00%	12.0%	0
Ethnic Enclaves (L7)	0	0.00%	7.1%	0
Middle Ground (L8)	167	2.15%	10.9%	20
Senior Styles (L9)	1,177	15.12%	5.8%	261
Rustic Outposts (L10)	0	0.00%	8.2%	0
Midtown Singles (L11)	202	2.60%	6.2%	42
Hometown (L12)	5,600	71.94%	6.1%	1,172
Next Wave (L13)	0	0.00%	3.9%	0
Scholars and Patriots (L14)	0	0.00%	1.6%	0

Age Profile



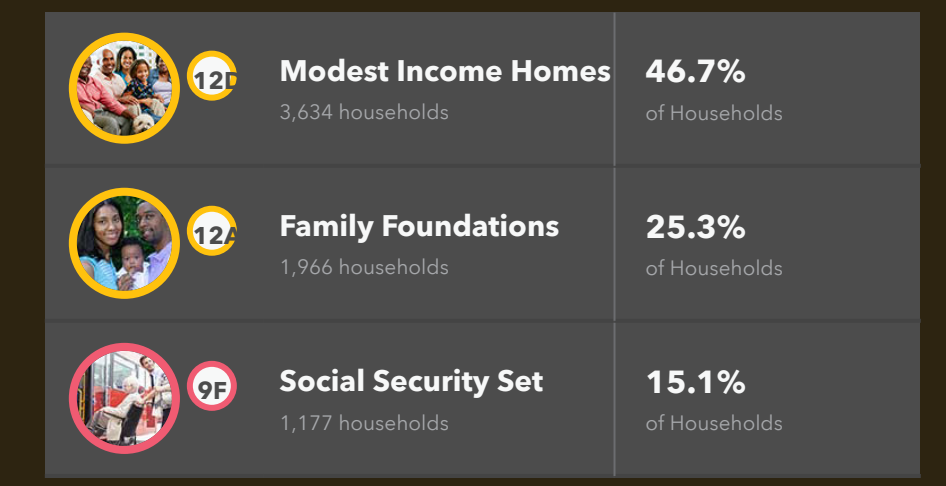
Households By Income

The largest group: <\$15,000 (23.9%)
The smallest group: \$150,000 - \$199,999 (2.4%)

Indicator	Value	Difference
<\$15,000	23.9%	+11.9%
\$15,000 - \$24,999	11.4%	+1.4%
\$25,000 - \$34,999	11.8%	+3.0%
\$35,000 - \$49,999	12.6%	+2.0%
\$50,000 - \$74,999	17.6%	+1.1%
\$75,000 - \$99,999	7.3%	-4.2%
\$100,000 - \$149,999	10.4%	-5.2%
\$150,000 - \$199,999	2.4%	-4.4%
\$200,000+	2.6%	-5.6%

Bars show deviation from Hamilton County

Tapestry Segments



This infographic contains data provided by Esri. The vintage of the data is 2020.
© 2020 Esri

